


# HOLMAN

Warm White with Inbuilt Transformer

## Garden Light Wi-Fi Controller



## User Guide

CLXW60

2021

# Mounting the Controller

Our **Plug + Socket** system means expansion is easy with no electrician required. Install the controller near a 240V AC power point ideally located in a house, garage, or exterior electrical cubicle.

For ease of use, eye level placement is recommended. Ideally, your controller location should not be exposed to rain or areas prone to flooding or heavy water. This controller comes with an internal transformer installed in a weatherproof enclosure. The housing is designed for indoor or outdoor installation but the power cable needs to be plugged into an outdoor power point under cover.

Drill a hole suitable for a wall plug and insert a screw with a minimum 7mm wide screw-head. Hang the controller over the screw head using the key hole slot positioned externally on the top centre of the back of the controller. If your controller requires extra support you can drill an additional hole and fasten it through the spare holes positioned internally under the terminal cover.

# Connecting the Cables

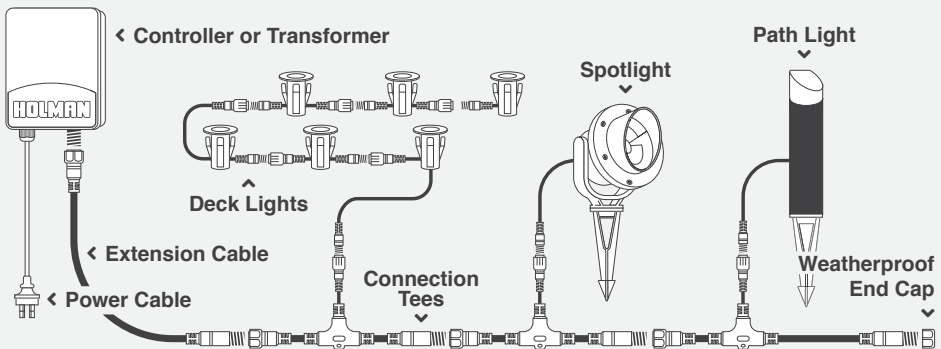
Ensure you have the compatible cables for your controller.

CLXW60

2-Pin Plug + Socket

Connect the power cable to an outdoor power point. Ensure the socket is weatherproof if you have mounted your controller outdoors. Ensure the **Plug + Socket** cable ends are connected and the caps are hand tightened only. An end cap is provided on each cable to weatherproof the last connector.

# Setup Example (Connect up to 60W of Lights)\*



- ✔ Only use or **Warm White 2-Pin Plug + Socket** lights with this controller
- ✔ These controllers have a capacity of 60W. Power is consumed by both the lights and the cable. It is best to connect **no more than 55W of lights**, and **no more than 75m of cable** to a controller
- ✔ These controllers have an automatic power overload switch that will turn the lights off if too much power is being consumed


# Downloading *Holman Home*

**Wi-Fi Control with HOLMAN Home**

- ✓ **2.4GHz Wi-Fi CONNECTION** via your smartphone with *Holman Home*™
- ✓ **Voice command enabled** with Amazon Alexa and Google Assistant

Download on the  **App Store**

 **GET IT ON Google Play**

**Wi-Fi**

compatible controllers are designed to be operated via *Holman Home*



## Lighting Scenes



### Spotlights:

Great for illuminating individual plants or trees and turning them into a garden feature.



### Path Lights:

Create a statement entrance to your home by lighting pathways around your front door.



### Deck Lights:

Light up the perimeter of your deck to enhance your outdoor entertaining area.

## Troubleshooting

**Lights are not turning on:** Ensure the controller is connected to a power point and turned on. Check all **Plug + Socket** cables are properly connected. Check that you have not connected too many lights to one controller—do not exceed 60W.

**Lights are too dim or not turning on:** Connecting excessive lengths of cable will result in wattage loss. Try to use the least amount of cable length as possible.

For more help, visit <https://www.holmanindustries.com.au/product/warm-white-wifi-garden-light-controller>

## Warranty

### 3 Year Replacement Guarantee

Holman offers a 3 year replacement guarantee with this product.

In Australia our goods come with guarantees that cannot be excluded under the Australian Consumer Law. You are entitled to a replacement or refund for a major failure and compensation for any other reasonably foreseeable loss or damage. You are also entitled to have the goods repaired or replaced if the goods fail to be of acceptable quality and the failure does not amount to a major failure.

As well as your statutory rights referred to above and any other rights and remedies you have under any other laws relating to your Holman product, we also provide you with a Holman guarantee.

Holman guarantees this product against defects caused by faulty workmanship and materials for 3 years domestic use from the date of purchase. During this guarantee period Holman will replace any defective product. Packaging and instructions may not be replaced unless faulty.

In the event of a product being replaced during the guarantee period, the guarantee on the replacement product will expire 3 years from the purchase date of the original product, not 3 years from the date of replacement.

To the extent permitted by law, this Holman Replacement Guarantee excludes liability for consequential loss or any other loss or damage caused to property of persons arising from any cause whatsoever. It also excludes defects caused by the product not being used in accordance with instructions, accidental

damage, misuse, or being tampered with by unauthorised persons, excludes normal wear and tear and does not cover the cost of claiming under the warranty or transporting the goods to and from the place of purchase.

Should you suspect your product may be defective and need some clarification or advice please contact us directly:

**1300 716 188**

[support@holmanindustries.com.au](mailto:support@holmanindustries.com.au)

**11 Walters Drive, Osborne Park 6017 WA**

If you are certain your product is defective and is covered by the terms of this warranty, you will need to present your defective product and your purchase receipt as proof of purchase to the place you purchased it from, where the retailer will replace the product for you on our behalf.



**Thanks for being a  
#SMARTGARDENER**



**We really appreciate having you as a customer, and would like to say thank you for choosing us.**

We recommend registering your new product on our website. This will ensure we have a copy of your purchase and activate an extended warranty. Keep up to date with relevant product information and special offers available through our newsletter.



[www.holmanindustries.com.au/product-registration/](http://www.holmanindustries.com.au/product-registration/)

Thanks again for choosing Holman

**HOLMAN**

For the #SMARTGARDENER   

Copyright © 2021 Holman Industries