

Aqualux Lighting  
Unit 4/12A Rodborough Road  
Frenchs Forest NSW 2086  
Australia

Telephone: 1300 662 644  
International: +61 2 9454 7900

Facsimile: +61 2 9975 7347  
Email: [sales@aqualux.com.au](mailto:sales@aqualux.com.au)




Landscape Lighting System

2016/1

---

# Elements









# Elements

**Landscape lighting essentials that perform to spec and to budget.**

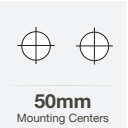
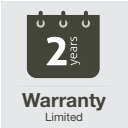
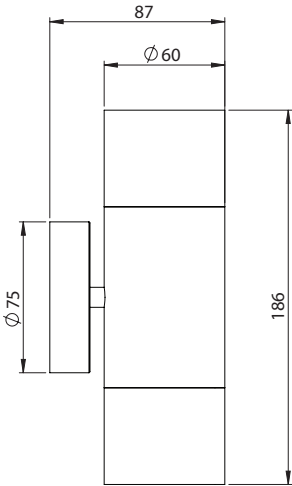
The Elements range covers many different project requirements from small backyards through to multi-zoned residential developments. Built from quality Copper and Stainless Steel in 304 and 316 grades, Elements has you covered.

AWL-03  
Wall  
Light



TECHNICAL

Product Codes	<b>AWL-03-SS</b> <b>AWL-03-SS-316</b> <b>AWL-03-SS-316-240</b>	
Product Family	<b>Elements</b>	
Mounting	<b>Surface / Wall Mount</b>	
Construction	<b>AWL-03-SS</b> <b>AWL-03-SS-316</b> <b>AWL-03-SS-316-240</b>	<b>Stainless Steel 304</b> <b>Stainless Steel 316</b> <b>Stainless Steel 316</b>
Electrical	<b>AWL-03-SS</b> <b>AWL-03-SS-316</b> <b>AWL-03-SS-316-240</b>	<b>GU5.3 SELV</b> <b>GU5.3 SELV</b> <b>GU10 240VAC</b>
Cable	<b>200mm Twin Lead</b>	
IP Rating	<b>IP65</b>	
Warranty	<b>Aqualux 2-Year Limited Warranty</b>	
Additional		




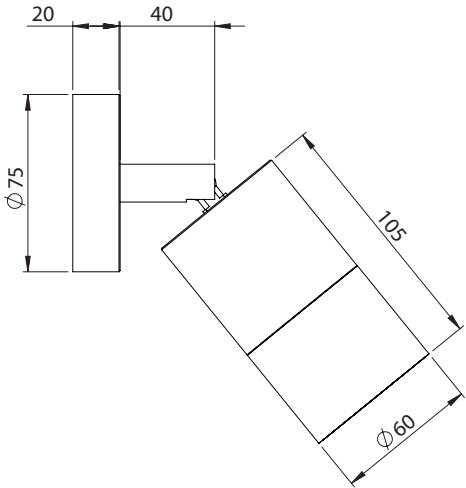
AWL-05

# Adjustable Wall Light



## TECHNICAL

Product Codes	<b>AWL-05-SS</b> <b>AWL-05-SS-316</b> <b>AWL-05-SS-316-240</b>	
Product Family	<b>Elements</b>	
Mounting	<b>Surface / Wall Mount Adjustable</b>	
Construction	<b>AWL-05-SS</b> <b>AWL-05-SS-316</b> <b>AWL-05-SS-316-240</b>	<b>Stainless Steel 304</b> <b>Stainless Steel 316</b> <b>Stainless Steel 316</b>
Electrical	<b>AWL-05-SS</b> <b>AWL-05-SS-316</b> <b>AWL-05-SS-316-240</b>	<b>GU5.3 SELV</b> <b>GU5.3 SELV</b> <b>GU10 240VAC</b>
Cable	<b>200mm Twin Lead</b>	
IP Rating	<b>IP65</b>	
Warranty	<b>Aqualux 2-Year Limited Warranty</b>	
Additional		



AWL-06

Fixed  
Wall Light



TECHNICAL

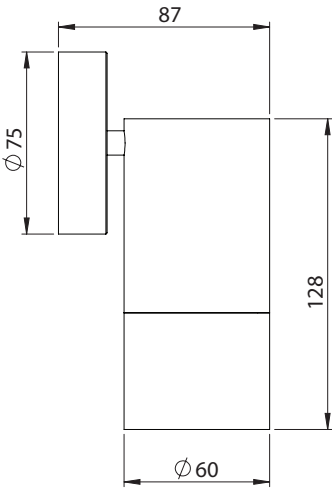
Product Codes	AWL-06-SS-316
	AWL-06-SS-316-240
Product Family	Elements
Mounting	Surface / Wall Mount Fixed
Construction	AWL-06-SS-316
	AWL-06-SS-316-240
Electrical	AWL-06-SS-316
	AWL-06-SS-316-240
Cable	200mm Twin Lead
IP Rating	IP65
Warranty	Aqualux 2-Year Limited Warranty
Additional	

Stainless Steel 316

Stainless Steel 316

GU5.3 SELV

GU10 240VAC





IP65 Rated  
Rain Proof



Warranty  
Limited



50mm  
Mounting Centers

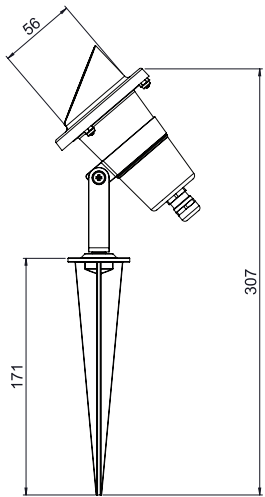

ASL-05

# Hooded Spotlight



## TECHNICAL

Product Codes	<b>ASL-05-SS</b>	
Product Family	<b>Elements</b>	
Mounting	<b>Surface / Wall Mount</b>	
Construction	<b>ASL-05-SS</b>	<b>Stainless Steel 304</b>
Electrical	<b>ASL-05-SS</b>	<b>GU5.3 SELV</b>
Cable	<b>200mm Twin Lead</b>	
IP Rating	<b>IP65</b>	
Warranty	<b>Aqualux 2-Year Limited Warranty</b>	
Additional		

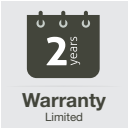
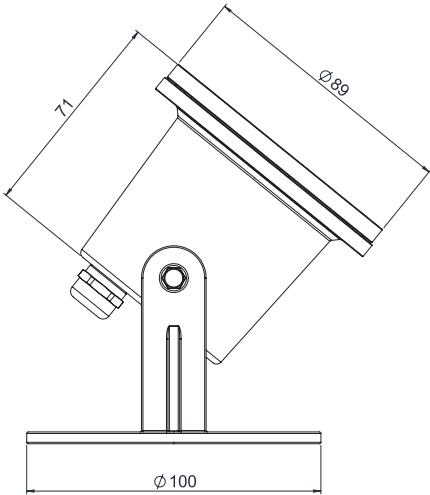


ASL-04  
IP68  
Spotlight



TECHNICAL

Product Codes	ASL-04-SS	
	ASL-04-SS-316	
Product Family	Elements	
Mounting	Surface Mount Spot	
Construction	ASL-04-SS	Stainless Steel 304
	ASL-04-SS-316	Stainless Steel 316
Electrical	ASL-04-SS	GU5.3 SELV
	ASL-04-SS-316	GU5.3 SELV
Cable	4M Twin Core	
IP Rating	IP68	
Warranty	Aqualux 2-Year Limited Warranty	
Additional	Longer lead available	






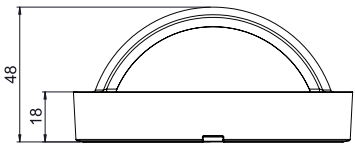
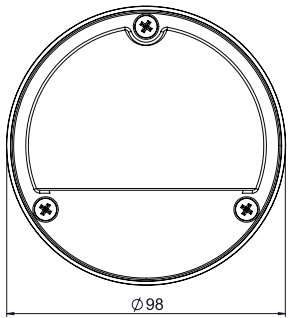
AWL-01

# Step Light



## TECHNICAL

Product Codes	<b>AWL-01-SS-316</b>	
Product Family	<b>Elements</b>	
Mounting	<b>Surface Mount Steplight</b>	
Construction	<b>AWL-01-SS</b>	<b>Stainless Steel 316</b>
Electrical	<b>AWL-01-SS</b>	<b>GU4 JC-Type SELV</b>
Cable	<b>200mm Twin Lead</b>	
IP Rating	<b>IP65</b>	
Warranty	<b>Aqualux 2-Year Limited Warranty</b>	
Additional	<b>12~24V CREE LED Option</b>	

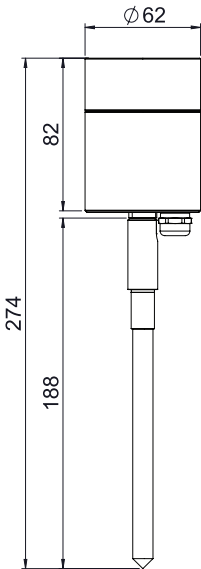


AUL-02  
Spotlight



TECHNICAL

Product Codes	<b>AUL-02-SS</b> <b>AUL-02-SS-316</b>	
Product Family	<b>Elements</b>	
Mounting	<b>Spike Spot</b>	
Construction	<b>AUL-02-SS</b> <b>AUL-02-SS-316</b>	<b>Stainless Steel 304</b> <b>Stainless Steel 316</b>
Electrical	<b>AUL-02-SS</b> <b>AUL-02-SS-316</b>	<b>GU5.3 SELV</b> <b>GU5.3 SELV</b>
Cable	<b>200mm Twin Lead</b>	
IP Rating	<b>IP65</b>	
Warranty	<b>Aqualux 2-Year Limited Warranty</b>	
Additional	<b>600mm Extension Available</b>	



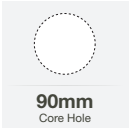

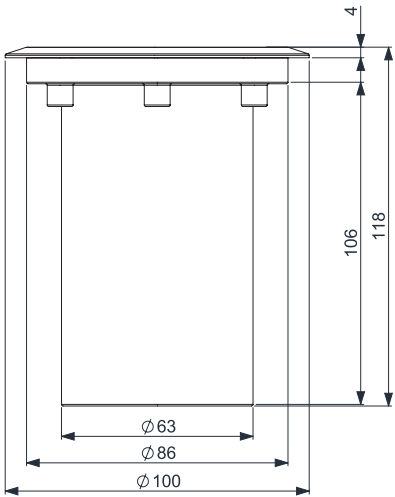
AUL-03

# Recessed Uplight



## TECHNICAL

Product Codes	<b>AUL-03-SS-316</b>	
Product Family	<b>Elements</b>	
Mounting	<b>Recessed Uplight</b>	
Construction	<b>AUL-03-SS-316</b>	<b>Stainless Steel 316</b>
Electrical	<b>AUL-03-SS-316</b>	<b>GU5.3 SELV</b>
Cable	<b>200mm Twin Lead</b>	
IP Rating	<b>IP65</b>	
Warranty	<b>Aqualux 2-Year Limited Warranty</b>	
Additional		



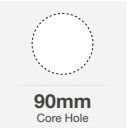
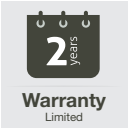
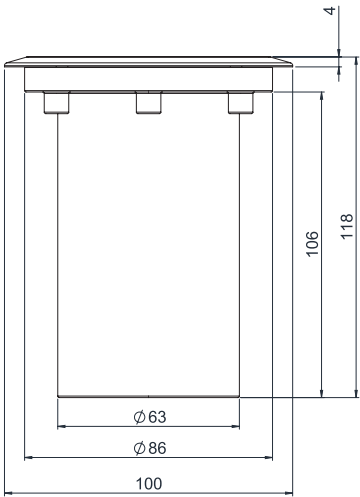
AUL-04

# Recessed Uplight



## TECHNICAL

Product Codes	<b>AUL-04-SS-316</b>	
Product Family	<b>Elements</b>	
Mounting	<b>Square Recessed Uplight</b>	
Construction	<b>AUL-04-SS-316</b>	<b>Stainless Steel 316</b>
Electrical	<b>AUL-04-SS-316</b>	<b>GU5.3 SELV</b>
Cable	<b>200mm Twin Lead</b>	
IP Rating	<b>IP65</b>	
Warranty	<b>Aqualux 2-Year Limited Warranty</b>	
Additional		





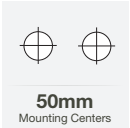
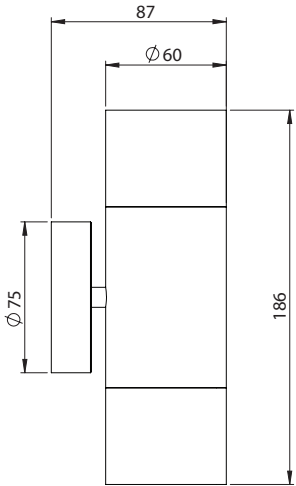
AWL-03-CP

# Copper Wall Light



## TECHNICAL

Product Codes	<b>AWL-03-CP</b> <b>AWL-03-CP-240</b>	
Product Family	<b>Elements</b>	
Mounting	<b>Surface / Wall Mount</b>	
Construction	<b>AWL-03-CP</b>	<b>Pure Copper</b>
	<b>AWL-03-CP-240</b>	<b>Pure Copper</b>
Electrical	<b>AWL-03-CP</b>	<b>GU5.3 SELV</b>
	<b>AWL-03-CP-240</b>	<b>GU10 240VAC</b>
Cable	<b>200mm Twin Lead</b>	
IP Rating	<b>IP65</b>	
Warranty	<b>Aqualux 2-Year Limited Warranty</b>	
Additional		



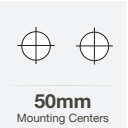
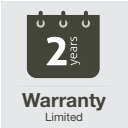
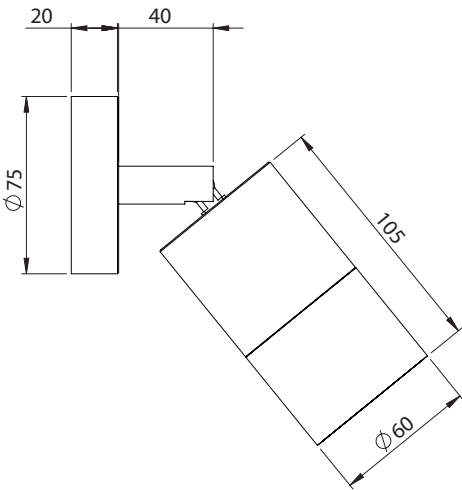
AWL-05-CP

# Copper Adjustable Light



TECHNICAL

Product Codes	<b>AWL-05-CP</b> <b>AWL-05-CP-240</b>	
Product Family	<b>Elements</b>	
Mounting	<b>Surface / Wall Mount Adjustable</b>	
Construction	<b>AWL-05-CP</b>	<b>Pure Copper</b>
	<b>AWL-05-CP-240</b>	<b>Pure Copper</b>
Electrical	<b>AWL-05-CP</b>	<b>GU5.3 SELV</b>
	<b>AWL-05-CP-240</b>	<b>GU10 240VAC</b>
Cable	<b>200mm Twin Lead</b>	
IP Rating	<b>IP65</b>	
Warranty	<b>Aqualux 2-Year Limited Warranty</b>	
Additional		



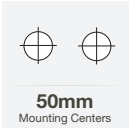

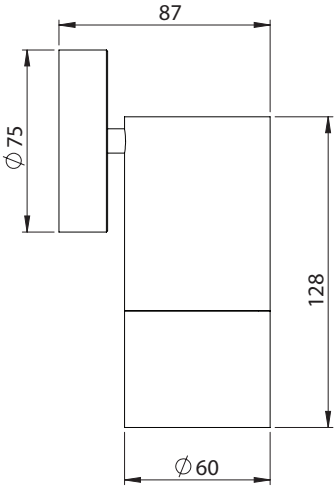
AWL-06-CP

# Fixed Copper Wall Light



## TECHNICAL

Product Codes	<b>AWL-06-CP</b> <b>AWL-06-CP-240</b>	
Product Family	<b>Elements</b>	
Mounting	<b>Surface / Wall Mount Fixed</b>	
Construction	<b>AWL-06-CP</b>	<b>Pure Copper</b>
	<b>AWL-06-CP-240</b>	<b>Pure Copper</b>
Electrical	<b>AWL-06-CP</b>	<b>GU5.3 SELV</b>
	<b>AWL-06-CP-240</b>	<b>GU10 240VAC</b>
Cable	<b>200mm Twin Lead</b>	
IP Rating	<b>IP65</b>	
Warranty	<b>Aqualux 2-Year Limited Warranty</b>	
Additional		



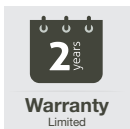
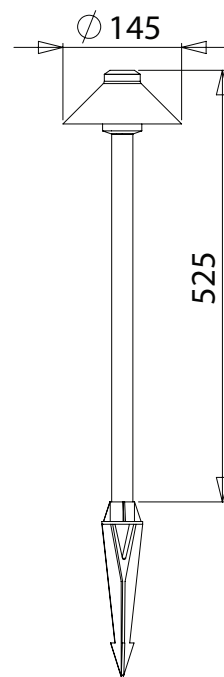
ABL-01-CP

## Pathlight



### TECHNICAL

Product Codes	<b>ABL-01-CP-LED</b>
Product Family	<b>Elements</b>
Mounting	<b>Spiked Bollard</b>
Construction	<b>Pure Copper</b>
Electrical	<b>12 - 24V AC / DC - 6W - 250lms</b>
Cable	<b>200mm Twin Lead</b>
IP Rating	<b>IP65</b>
Warranty	<b>Aqualux 2-Year Limited Warranty</b>
Additional	<b>Integrated CREE LED 3000K / 250lms</b>





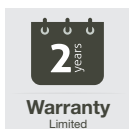
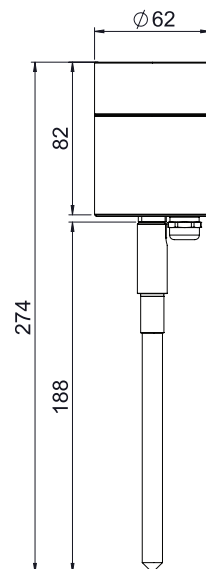
# AUL-02-CP

## Copper Uplight



### TECHNICAL

Product Codes	<b>AUL-02-CP</b>
Product Family	<b>Elements</b>
Mounting	<b>Spike Spot</b>
Construction	<b>Pure Copper</b>
Electrical	<b>GU5.3 SELV</b>
Cable	<b>200mm Twin Lead</b>
IP Rating	<b>IP65</b>
Warranty	<b>Aqualux 2-Year Limited Warranty</b>
Additional	



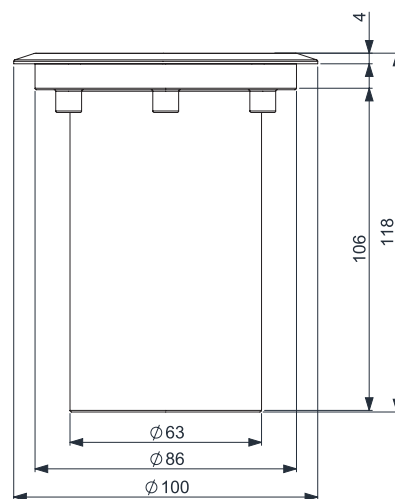
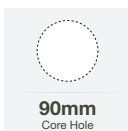
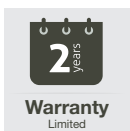
AUL-03-BR

# Brass Recessed Uplight



## TECHNICAL

Product Codes	<b>AUL-03-BR</b>	
Product Family	<b>Elements</b>	
Mounting	<b>Recessed Uplight</b>	
Construction	<b>Canister</b>	<b>Stainless Steel 304</b>
	<b>Faceplate</b>	<b>Brass</b>
Electrical	<b>AUL-03-BR</b>	<b>GU5.3 SELV</b>
Cable	<b>200mm Twin Lead</b>	
IP Rating	<b>IP65</b>	
Warranty	<b>Aqualux 2-Year Limited Warranty</b>	
Additional		



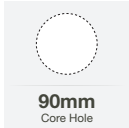
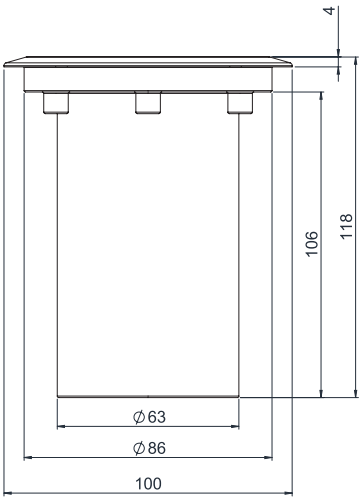
AUL-04-BR

# Brass Recessed Uplight



## TECHNICAL

Product Codes	<b>AUL-04-BR</b>	
Product Family	<b>Elements</b>	
Mounting	<b>Square Recessed Uplight</b>	
Construction	<b>Canister</b>	<b>Stainless Steel 304</b>
	<b>Faceplate</b>	<b>Brass</b>
Electrical	<b>AUL-04-BR</b>	<b>GU5.3 SELV</b>
Cable	<b>200mm Twin Lead</b>	
IP Rating	<b>IP65</b>	
Warranty	<b>Aqualux 2-Year Limited Warranty</b>	
Additional		



## IP Ratings

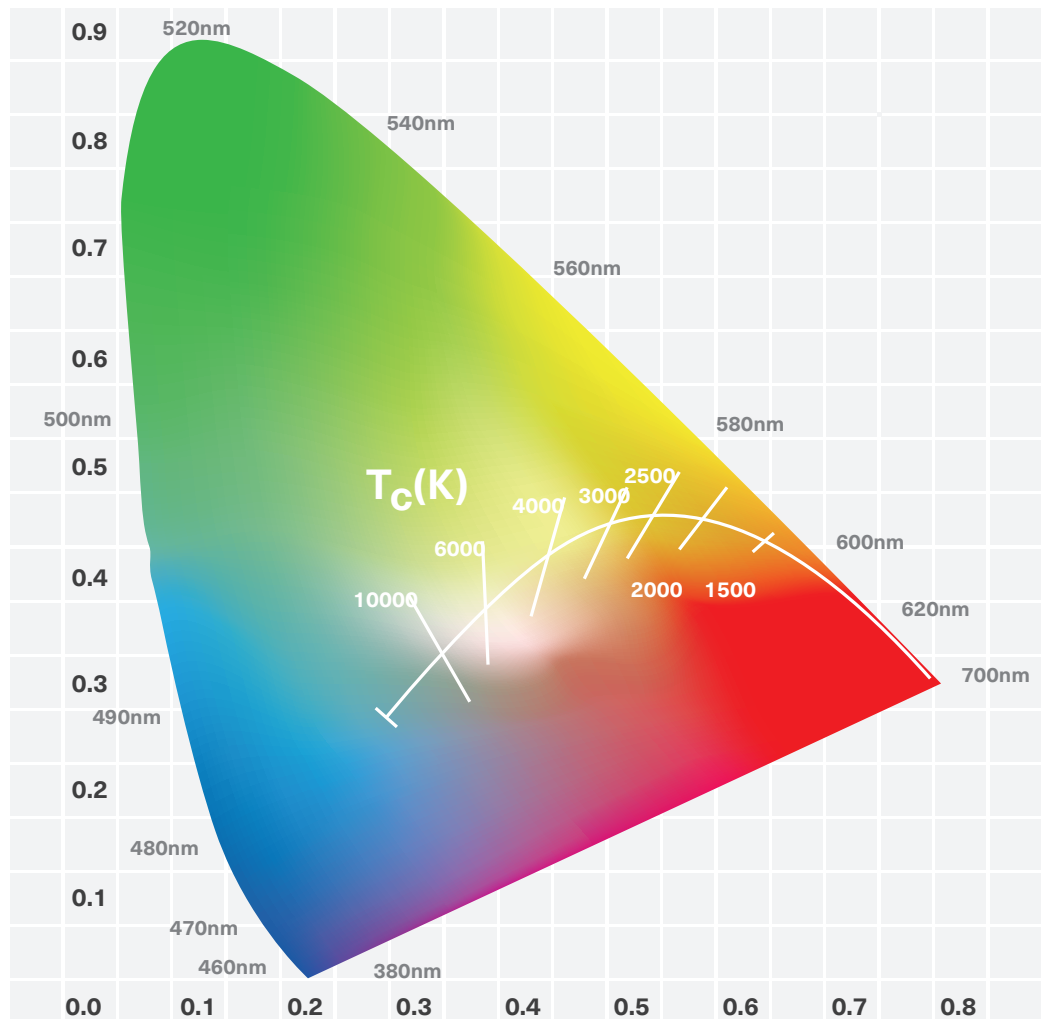
## IK Ratings

	Digit	Protection
1st	0	No Protection
	1	Protected against ingress of objects => 50mm in diameter.
	2	Protected against ingress of objects => 12.5mm in diameter.
	3	Protected against ingress of objects => 2.5mm in diameter.
	4	Protected against ingress of objects => 1mm in diameter.
	5	Dust Protected
	6	Dust Tight
2nd	0	No Protection
	1	Protected against vertically falling drops of water.
	2	Protected against falling drops of water, when enclosure tilted 15 degrees.
	3	Protected against spraying water.
	4	Protected against splashing water.
	5	Protected against water jets.
	6	Protected against powerful water jets.
	7	Protected against the effects of temporary immersion in water.
	8	Protected against the effects of continous immersion in water.

<b>IK00</b>	Not protected
<b>IK01</b>	Protected against 0.14 joules impact. Equivalent to impact of 0.25 kg mass dropped from 56 mm above impacted surface.
<b>IK02</b>	Protected against 0.2 joules impact. Equivalent to impact of 0.25 kg mass dropped from 80 mm above impacted surface.
<b>IK03</b>	Protected against 0.35 joules impact. Equivalent to impact of 0.25 kg mass dropped from 140 mm above impacted surface.
<b>IK04</b>	Protected against 0.5 joules impact. Equivalent to impact of 0.25 kg mass dropped from 200 mm above impacted surface.
<b>IK05</b>	Protected against 0.7 joules impact. Equivalent to impact of 0.25 kg mass dropped from 280 mm above impacted surface.
<b>IK06</b>	Protected against 1 joules impact. Equivalent to impact of 0.25 kg mass dropped from 400 mm above impacted surface.
<b>IK07</b>	Protected against 2 joules impact. Equivalent to impact of 0.5 kg mass dropped from 400 mm above impacted surface.
<b>IK08</b>	Protected against 5 joules impact. Equivalent to impact of 1.7 kg mass dropped from 300 mm above impacted surface.
<b>IK09</b>	Protected against 10 joules impact. Equivalent to impact of 5 kg mass dropped from 200 mm above impacted surface.
<b>IK10</b>	Protected against 20 joules impact. Equivalent to impact of 5 kg mass dropped from 400 mm above impacted surface.

## CCT Example

2000°	Gaslight
2470°	15 watt incandescent bulb
2565°	60 watt incandescent bulb
2665°	100 watt incandescent bulb
2755°	500 watt incandescent bulb
2900°	500 watt Krypton bulb
3100°	Projector type filament bulb
3250°	Photo Flood
3400°	Halogen
3900°	Carbon arc
4200°	Moonlight
4700°	Industrial smog
5100°	Hazy weather
5500°	Sun 30° above horizon
6100°	Sun 50° above horizon
6700°	Electronic Flash
7400°	Overcast sky
8300°	Foggy weather
30,000°	Blue sky



Blackbody locus drawn through the CIE 1931 x,y



# Warranty Information

## Aqualux Limited Warranty Certificate & Information / 2016-1

Aqualux designs and manufactures advanced landscape lighting of many different varieties. We utilise the highest grade components sourced from around the globe and assembled in our quality-controlled Sydney, Australia facility. From time-to-time, for a number of possible reasons, our products may experience an issue after installation. This warranty guide details the various warranties our products carry, the causes of product failure that we have experienced over time and the steps necessary to make a warranty claim should that be necessary.

### Fit-for-Purpose & Installation Requirements

All warranties offered in addition to the statutory requirement of 1 Year are done so on the condition that Aqualux lighting products are fit-for-purpose and installed professionally or by similarly qualified persons and that all guidelines and requirements are followed. Fit-for-purpose in this context refers to the intended application our products are designed for which is residential and commercial garden & landscaping environments. Products not specifically designated IP68 are not fit for submersion, either intended or accidental.

### Remote, Difficult & Unusual Installations

Where Aqualux products are installed in unusual, remote or difficult to access locations and environments, this is done so at the end-users risk. Where warranty issues arise, Aqualux is limited in it's liability to the cost of repairing or replacing the product only.

Examples of remote & unusual installations include (but are not limited to) jobs which require scissor lifts, traffic management, significant labor or the removal of paneling or other secondary installation materials. If you are uncertain please contact us to discuss: 1300-662-644.

### AQS-Series Strip Lighting

Please pay particular attention to our fit-for-purpose and unusual installation warranty notes when designing with AQS LED Strip Lighting. Whilst LED strip lighting allows for very unique and previously impossible lighting effects to be achieved, it is still a sensitive electronic device that is potentially subject to failure through a variety of modes including improper handling during installation. Aqualux is not liable for any costs associated with accessing or replacing AQS-Series strip.

### Warranty Claims Procedure

To make a claim for service to repair or replace under an Aqualux warranty. Contact the original reseller and/or installer of the product. They will generally be able to process the claim on your behalf.

If your original reseller is no longer in business or you are not sure who it may have been, please contact us directly with a photo of your product and a summary of the issue.

### Warranty Period

Family	Mechanical	Electrical	AqualuxPLUS+
Lumena	3 Year	3 Year	6 Year Total
Phoenix	3 Year	3 Year	6 Year Total
Artisan	10 Year	3 Year	N/A
Hydra	2 Year	2 Year	6 Year Total
Elements	2 Year	2 Year	N/A
Aquatran	10 Year	10 Year	N/A
Orion / Polaris	3 Year	3 Year	N/A
AQS Strip Lighting	2 Year	2 Year	N/A
AGL LED Globes	2 Year	2 Year	N/A

### Cable Termination Requirements

Cable terminations and joins MUST be IP68 rated for this warranty to apply. Joins and connections that are not fit-for-purpose or that are manifestly unsuitable will NOT be serviced by Aqualux and any product failure arising from such terminations will void any warranty available from Aqualux.

Examples of inadequate joining methods:

- 1) Terminal block + electrical tape
- 2) Twisted wires (no solder) + electrical tape.
- 3) Multiple conductor bundles & terminations that are not IP rated.

### Aqualux PLUS+

The Aqualux PLUS+ warranty program is an option available on select models to enhance the warranty we are able to offer. Unlike other extended-warranty schemes, Aqualux PLUS+ includes an additional cable adapter designed to both prevent moisture siphoning into the fitting as well as facilitated rapid replacement should there be a problem in the field.

1. AqualuxPLUS+ Warranty is offered in addition to our basic warranty and extends the time period during which we will continue to honor our basic warranty obligations.

2. In the event of a product failure and that product is covered by the AqualuxPLUS+ scheme, we will ship a replacement product to the site and include a return postage option for the failed product to be shipped back at our cost. The actual replacement of AqualuxPLUS+ products is to be performed by the customer or end-user.

3. AqualuxPLUS+ does not extend our liability for incidental or consequential damages including but not limited to any additional installation costs.

4. AqualuxPLUS+ fees may vary from time to time. AqualuxPLUS+ warranty options cannot be renewed.

### The Fine Print

Aqualux Lighting is a brand wholly owned by Telectran International. Telectran International Pty. Ltd. ("Telectran") warrants to the purchaser of products described herein to be free from defects in material and workmanship for a period commencing at the date of purchase and expiring at the end of the period specified (the "warranty period"). No other warranty, whether express or implied, including any warranty of merchantability or fitness for a particular purpose, shall exist in connection with the sale or use of such products.

Warranty is subject to the following limitations:

1. Defects that are, in the sole judgment of Telectran, the result of accident, misuse, abuse, neglect, mishandling, misapplication, faulty installation, unauthorized repair, modification, or acts of God will not be covered by this warranty.
2. Telectran shall not be liable for incidental or consequential damages, including but not limited to labor costs or lost profits resulting from the use of or inability to use the goods or from the goods being incorporated in or becoming a component of any other product. Without limiting the generality of the foregoing,

Telectran will not be responsible for labor costs involved in the removal of goods or the installation of replacement goods.

3. If a problem develops with a product during the warranty period call or write us. We may be able to help you identify specific problems and possibly solve them before the unit is returned to us for repair or replacement. In any case, DO NOT RETURN ANY GOODS WITHOUT OBTAINING A RETURN AUTHORIZATION NUMBER and instructions from us. Telectran cannot be responsible for damage due to shipping or improper packaging when returning goods. Please see our returns policy for further information.

4. All claims under this warranty must be made in writing. Upon receipt of claim, the Company shall inspect the part or parts claimed to be defective, and the Company shall repair, or at it's option, replace, free of charge, any part or parts which the Company determines to have been defective at the time of shipment from the factory; provided, however, that if circumstances are such as to preclude the remedying of warranted defect by repair or replacement, the Company shall, upon return of the products, refund to buyer any part of the purchase price of the products theretofore paid to the Company. Inspection shall, at the Company's option, be performed at the Company's plant, or at such other place as may be designated by the Company.

# Aqualux System Guide

## LED

Aqualux utilises a variety of LED chipsets, primarily from CREE. Our internal driver configurations vary based on the luminaire and light output required. Refer to the table below for general wattage / voltage parameters, and to individual product pages for more detail. Call us to confirm for larger installations & project requirements.

	Lumen Output (lm) <sup>1</sup>	Drive Current	Luminaire (Vf)	Wattage (W) <sup>1</sup>	Input Voltage <sup>3</sup>
X01	50	150mA	3.5	0.6	11 ~ 28V AC / DC
X03	300	300mA	12	3.6	12 ~ 24V AC / 15 ~ 24V DC
X06	250	300mA	9	2.7	11 ~ 28V AC / DC
X12	550	550mA	12	6.6	12 ~ 24V AC / 15 ~ 24V DC
X15	1450	1500mA	12	15	24V DC
D12	50 ~ 550 <sup>2</sup>	150mA ~ 500mA	12	4.5	24V AC / DC

1. Nominal values given for lumen output and wattages will vary based on the particular optical configuration (lens or diffuser choice), LED colour temperature and input voltage.  
2. The maximum & minimum output of the dimmable driver will vary based on the exact dimmer selected & power source used. 0% dimming is not currently possible.  
3. Check specific luminaire specification before completing system design.

## Optical

Aqualux fittings can generally be configured with a choice of optical lenses. The images and photometric charts below show the difference between the standard choices. In some products a diffuse or frosted option is available - this delivers a much broader, non-focussed light.

### Narrow

A narrow beam for highlighting taller features or thin trees, where greater penetration is required.



### Medium

General purpose beam for most applications, a good all round spread of light for various applications.



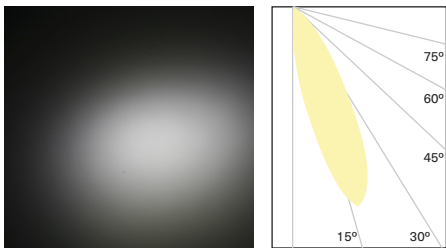
### Wide

Broader spread for washing larger flora or wall features where a greater beam coverage is required.

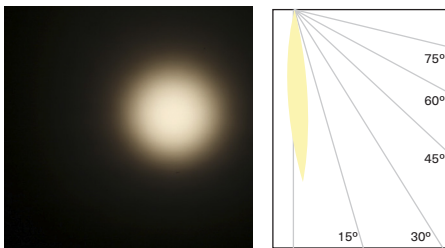


## Assymetric


### Billie



### Emily



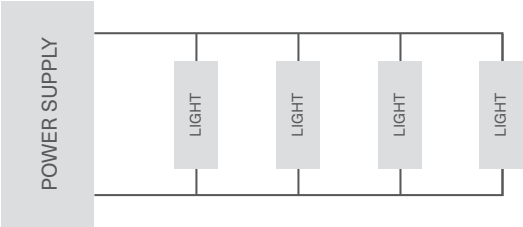
### Rita



# Aqualux System Guide

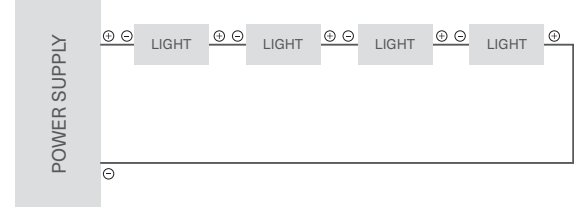
## Parallel Wiring

All Aqualux LED luminaires are designed to be wired in parallel. This is the most common electrical wiring approach used for standard residential & commercial installations.



## Series Wiring

For systems where internal drivers have been removed in order to provide dimming functionality series wiring is required, alongwith a Constant Current PSU.



## Materials

### CNC Machined + Anodised Aluminium 6061

Aluminium can be grouped into two different categories with respect to outdoor lighting - Machined or Cast. Machined aluminum, unlike cast aluminium, is a superior alloy and can be effectively anodized, a process which integrates a layer of extra-hard aluminium oxide into the surface of the metal and protects against corrosion. Machined & Anodised aluminium is used in a number of demanding applications, such as yacht masts, window framing and the aerospace industry, to name a few.



### Copper

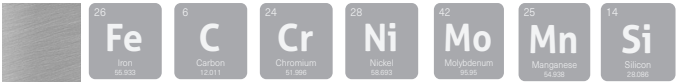
Copper is a popular option for more traditional settings and will naturally oxidize over time, turning a dark green colour as the metal reacts with oxygen in the air, unless it is continuously polished. Copper is one of the most expensive materials used in the construction of light fittings but also one of the most enduring.



### Stainless Steel

Stainless Steel is a popular choice for luminaire construction and fits well with many of the contemporary home and garden designs seen today. Featuring resistance to corrosion and a variety of surface finishes possible, Stainless Steel for luminaire construction comes in two common grades, 304 & 316 ("Marine Grade").

Stainless Steel must be maintained in order for it to retain it's "stainless" appearance. Tea staining, dirt, salt and even rust can build up on any type of "Stainless" fitting unless it is properly maintained by wiping it down every few months with a damp cloth.



### Brass

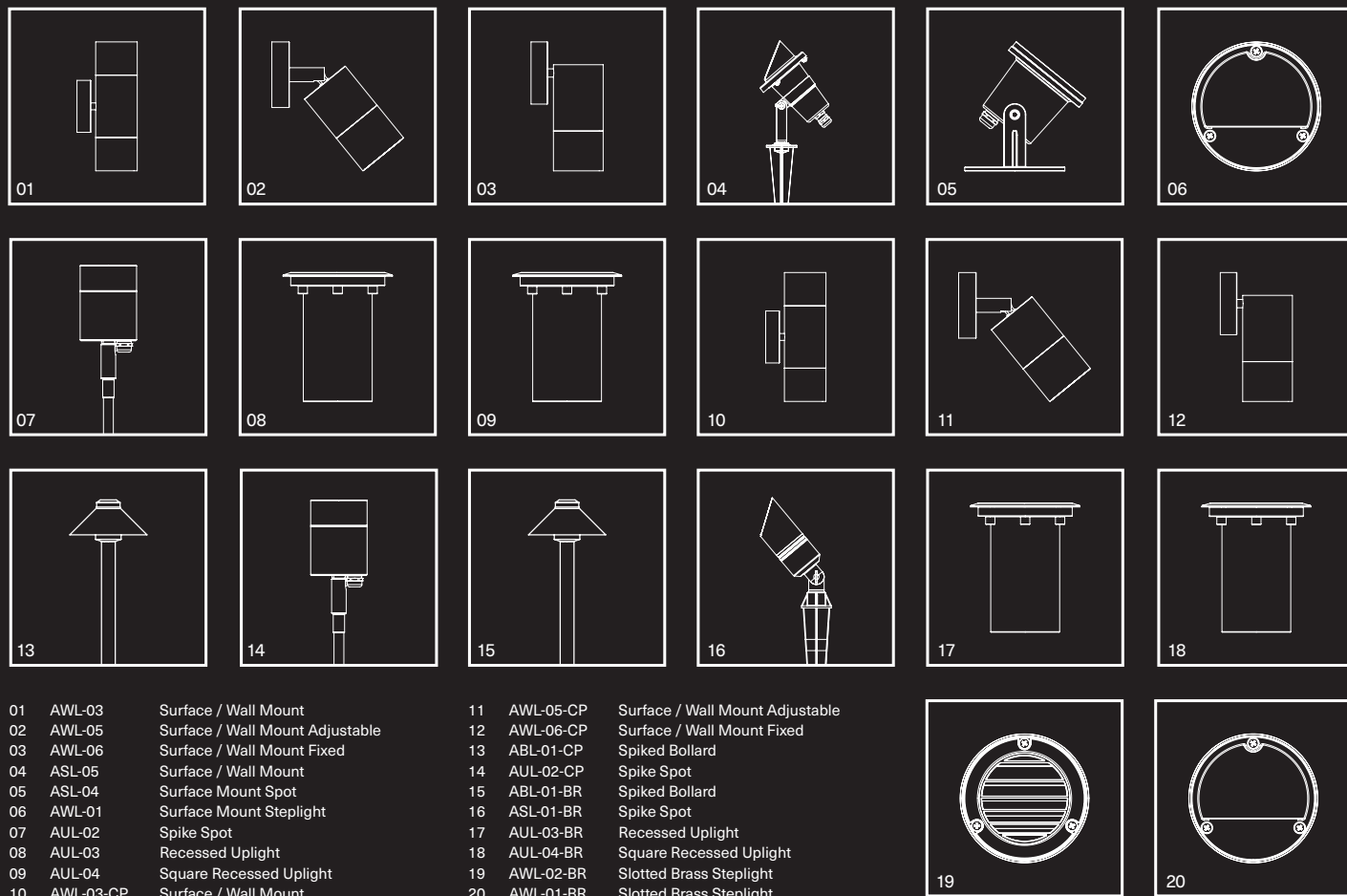
An alloy of tin & copper, brass is a material in common use for a wide variety of outdoor light fittings. Highly resistant to corrosion, brass will oxidize lightly over time but will generally not degrade structurally even in highly corrosive environments. Most brass fittings are generally cast and then machined.



## Corrosion Control - Galvanic Table

The Galvanic Table lists metals in the order of their relative activity in sea water environment. The list begins with the more active (anodic) metal and proceeds down the to the least active (cathodic) metal of the galvanic series. Galvanic series relationships are useful as a guide for selecting metals to be joined, will help the selection of metals having minimal tendency to interact galvanically, or will indicate the need or degree of protection to be applied to lessen the expected potential interactions. Generally, the closer one metal is to another in the series, the more compatible they will be, i.e., the galvanic effects will be minimal. Conversely, the farther one metal is from another, the greater the corrosion will be.

Active (Anodic)							
		24.	Al 2014-O	48.	Brass, Naval, 464	72.	Stainless steel 301 (passive)
1.	Magnesium	25.	Al 2024-T4	49.	Yellow Brass	73.	Stainless steel 321 (passive)
2.	Mg alloy AZ-31B	26.	Al 5052-H16	50.	Muntz Metal 280	74.	Stainless steel 201 (passive)
3.	Mg alloy HK31A	27.	Tin (plated)	51.	Brass (plated)	75.	Stainless steel 286 (passive)
4.	Zinc (hot-dip, die cast, or plated)	28.	Stainless steel 430 (active)	52.	Nickel-silver (18% Ni)	76.	Stainless steel 316L (passive)
5.	Beryllium (hot pressed)	29.	Lead	53.	Stainless steel 316L (active)	77.	AM355 (active)
6.	Al 7072 clad on 7075	30.	Steel 1010	54.	Bronze 220	78.	Stainless steel 202 (passive)
7.	Al 2014-T3	31.	Iron (cast)	55.	Copper 110	79.	Carpenter 20 (passive)
8.	Al 1160-H14	32.	Stainless steel 410 (active)	56.	Red Brass	80.	AM355 (passive)
9.	Al 7079-T6	33.	Copper (plated, cast, or wrought)	57.	Stainless steel 347 (active)	81.	A286 (passive)
10.	Cadmium (plated)	34.	Nickel (plated)	58.	Molybdenum, Commercial pure	82.	Titanium 5Al, 2.5 Sn
11.	Uranium	35.	Chromium (Plated)	59.	Copper-nickel 715	83.	Titanium 13V, 11Cr, 3Al (annealed)
12.	Al 218 (die cast)	36.	Tantalum	60.	Admiralty brass	84.	Titanium 6Al, 4V (solution treated and aged)
13.	Al 5052-O	37.	AM350 (active)	61.	Stainless steel 202 (active)	85.	Titanium 6Al, 4V (anneal)
14.	Al 5052-H12	38.	Stainless steel 310 (active)	62.	Bronze, Phosphor 534 (B-1)	86.	Titanium 8Mn
15.	Al 5456-O, H353	39.	Stainless steel 301 (active)	63.	Monel 400	87.	Titanium 13V, 11Cr, 3Al (solution heat treated and aged)
16.	Al 5052-H32	40.	Stainless steel 304 (active)	64.	Stainless steel 201 (active)	88.	Titanium 75A
17.	Al 1100-O	41.	Stainless steel 430 (active)	65.	Carpenter 20 (active)	89.	AM350 (passive)
18.	Al 3003-H25	42.	Stainless steel 410 (active)	66.	Stainless steel 321 (active)	90.	Silver
19.	Al 6061-T6	43.	Stainless steel 17-7PH (active)	67.	Stainless steel 316 (active)	91.	Gold
20.	Al A360 (die cast)	44.	Tungsten	68.	Stainless steel 309 (active)	92.	Graphite
21.	Al 7075-T6	45.	Niobium (columbium) 1% Zr	69.	Stainless steel 17-7PH (passive)	End - Noble (Less Active, Cathodic)	
22.	Al 6061-O	46.	Brass, Yellow, 268	70.	Silicone Bronze 655		
23.	Indium	47.	Uranium 8% Mo.	71.	Stainless steel 304 (passive)		



[aqualuxlighting.com](http://aqualuxlighting.com)

